

Anti-HIV-1 Reverse Transcriptase Antibody, rabbit polyclonal

65-022 100 µg

Shipping and Storage: Shipped at 4°C or -20°C, and store at -20°C.

Immunogen: Full-size functional recombinant HIV-1 expressed and purified from E. coli

Form: 1.0 mg/ml IgG fraction of antiserum in PBS- with 50% glycerol

Applications

1. Western blotting
2. Dot blotting
3. Immunoprecipitation
4. ELISA.

Background: HIV-1 reverse transcriptase is an RNA-dependent DNA polymerase of HIV-1(AIDS virus), subtype B origin (1). It also has RNaseH activity and is an enzyme indispensable for reproduction of AIDS virus.

Because full-size reverse transcriptase was used as immunogen, this antibody reacts any subtype of HIV-1.

Data Link GenBank: [AAA44988.1](#)

References : The HIV-1 strain and immunogen has been described in the following references.

1. Adachi A *et al* "Production of acquired immunodeficiency syndrome-associated retrovirus in human and nonhuman cells transfected with an infectious molecular clone" *J Virol* **59**: 284 -291(1986) PMID: [3016298](#)
2. Saitoh A *et al* "Overproduction of human immunodeficiency virus type I reverse transcriptase in Escherichia coli and purification of the enzyme" *Microbiol Immunol* **34**:509-521 (1990)
PMID: [1699113](#)

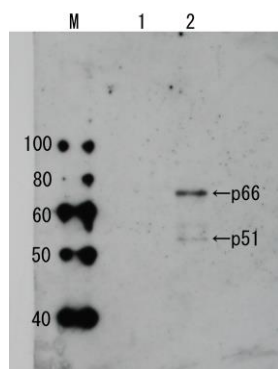


Fig.1 Detection of HIV-1 reverse transcriptase in the extract of HIV-1 infected cells by Western blotting using anti-HIV transcriptase antibody.

Lnae 1: Extract of MT4 cells

Lane 2: Extract of MT4 cells infected with HIV-1 (LAI strain)

The antiserum was diluted 2,500 fold before use.

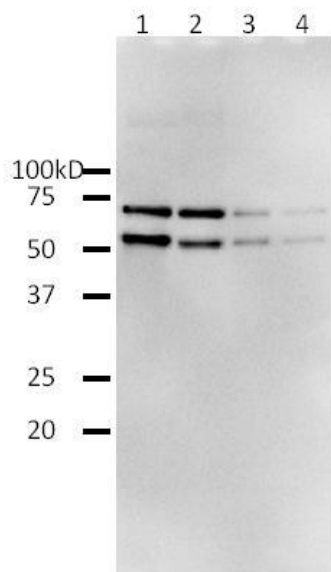


Fig.2. Western blotting of functional recombinant full-length HIV-1 reverse transcriptase (BioAcademia 05-001) by using anti-HIV-1 Reverse Transcriptase antibody. (#65-001)

1; 40 ng / lane

2; 20 ng / lane

3; 4 ng / lane

4; 2 ng /lane

Anti-HIV-1 RT antibody was used at 1/2,000 dilution. As second antibody, goat anti-rabbit IgG antibody conjugated with HRP was used at 1/5,000 dilution.

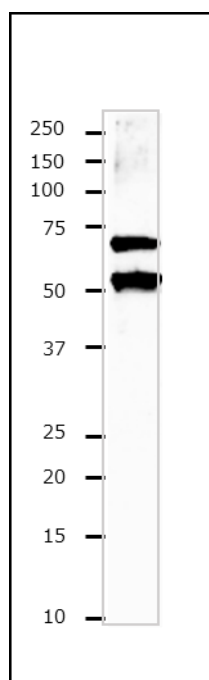


Fig.3. Western blotting of functional recombinant full-length HIV-1 reverse transcriptase (# 05-001) by using anti-HIV-1 Reverse Transcriptase antibody (#65-022).

5ng of HIV-1 reverse transcriptase (#05-001)

1μg/ml of anti-HIV-1 RT antibody (#65-022)

goat anti-rabbit IgG antibody conjugated with

HRP was used at 1/10,000 dilution.

Please note: All products are FOR RESEARCH USE ONLY. NOT FOR USE IN DIAGNOSTIC PROCEDURES. NOT FOR MILITARY USE.